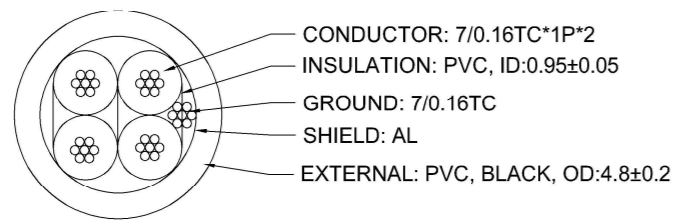
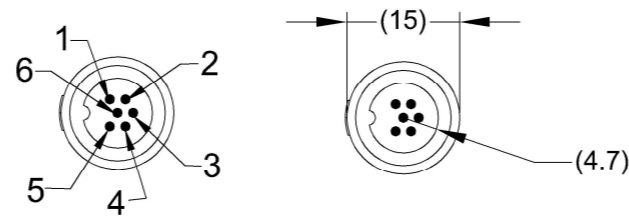


**CABLE BUILDUP  
VIEW A-A**



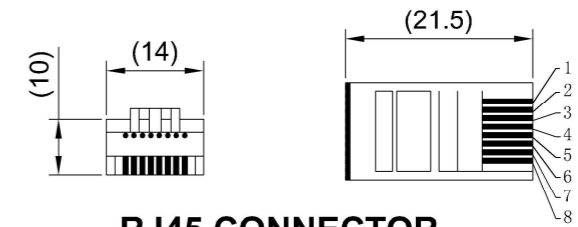
**VIEW A**



**6 PIN MALE MATING FACE**

PIN #	WIRE COLOUR	DESCRIPTION
1	ORANGE	TX-
2	WHITE	TX+
3	RED	+12V
4	GREEN	RX-
5	YELLOW	RX+
6	BLACK	GND

**VIEW B**



**RJ45 CONNECTOR MATING FACE**

PIN #	WIRE COLOUR	DESCRIPTION
1	WHITE	TX+
2	ORANGE	TX-
3	YELLOW	RX+
4	-	-
5	-	-
6	GREEN	RX-
7	-	-
8	-	-

**SPECIFICATION FOR WARNING LABEL ON 12V INPUT CABLE (RED)**  
 TYPE: FOLDED SILVER LABEL  
 DIMENSION FOLDED: 20mm(L) x 25mm(W)  
 DIMENSION UNFOLDED: 40mm(L) x 25mm(W)  
 FONT: ARIAL  
 FONT SIZE: 2mm

- NOTES:**
- REFER TO PRODUCT SPECIFICATION FOR PRODUCT SPECIFICATIONS.
  - FOR LABELING AND AND PACKAGING DETAILS REFER TO MASTER BOM.
  - ANY CUSTOMER MODIFICATION OF THIS PRODUCT CAUSING SUBSEQUENT FAILURE IS NOT A LIABILITY OF BRIGADE ELECTRONICS GROUP PLC.

**PROPRIETARY NOTICE**  
 THIS DESIGN AND TECHNICAL INFORMATION APPEARING ON THIS DRAWING IS THE PROPERTY OF BRIGADE ELECTRONICS, AND IS DISCLOSED IN CONFIDENCE. IT IS NOT TO BE COPIED, REPRODUCED, REVEALED TO OR EXPROPRIATED BY OTHERS, EITHER IN WHOLE OR IN PART WITHOUT THE EXPRESS WRITTEN CONSENT OF BRIGADE ELECTRONICS.

**BRIGADE®**

Assembly PI Approval UELI XU	Approved by L. PILLAY	Checked by J. TYRRELL	Drawn by S.ZHANG
	Units mm	Scale N/A	Released 23/12/19
	Status RELEASED	Assembly Ref IP-1XXX-PC	
	Part No 5985	BE-004270-01-19	